

# VICTORIA SOUTH EASTERN TD.

## Nomenclature used in TD. control tables.

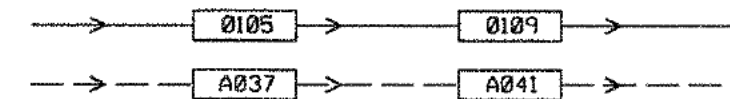
Prefixes used for berths controlled by adjacent interlockings.

LONDON BRIDGE TO TRANSMISSION BERTH	T( LOBR)
LONDON BRIDGE TO RECEPTION BERTH	R( LOBR)
LONDON BRIDGE TO TRANSMISSION / RECEPTION BERTH	T/R( LOBR)
WIMBLEDON TO TRANSMISSION BERTH	T( WIMB)
WIMBLEDON TO RECEPTION BERTH	R( WIMB)
WEST HAMPSTEAD TO TRANSMISSION BERTH	T( WHAM)
WEST HAMPSTEAD RECEPTION BERTH	R( WHAM)
ASHFORD TO TRANSMISSION BERTH	T( ASHF)
ASHFORD RECEPTION BERTH	R( ASHF)
ASHFORD TO TRANSMISSION / RECEPTION BERTH	T/R( ASHF)
ROCHESTER TO TRANSMISSION / RECEPTION BERTH	T/R( ROCH)
CTRL TO TRANSMISSION / RECEPTION BERTH	T/R( CTRL)
CTRL TO TRANSMISSION BERTH	T( CTRL)
CTRL TO RECEPTION BERTH	R( CTRL)

## Nomenclature used in TD. block schematic diagrams.

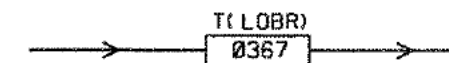
- 1). Solid lines represent steps performed by Victoria South Eastern TD. e.g.

Broken lines represent steps performed by an adjacent system.

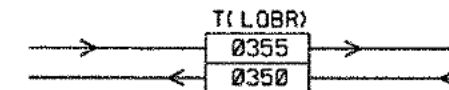


- 2). Berths.

This is a single address berth. Flags (where used) are displayed above the berth as shown.

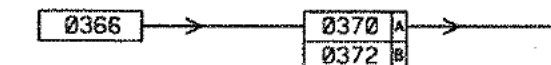


This is a dual address berth. Flags relating to the top address are displayed above, whereas those flags relating to the bottom address are displayed below.



- 3). Route Boxes.

For clarity's sake, route boxes are shown where route lines could lead to confusion. A solid line links the berth to the route boxes, displaying routes coming from or leading to that berth.



TESTER NAME		SIGNATURE		DATE		ACTIVITY		COMPLETE		DATE		Source Record Updated		Approved		Balfour Beatty Rail		Railtrack Records Group		RAILTRACK	
1						Prep. Inspection						Version								Drawing No	
2						Prep. W.C. and Cont						EV1								2TD BS 1/F1	
3						Prep. S. & F./C.F.T.						GP1								Last Full	
4						Cable core Loc. End														Date	
5						Cable core Equ. End														Version	
						Changover Comp														Current	
																				Version	
																				QP1	

Complete tester details in your own check marking colour.  
Sign off for completed activities.

CAD GENERATED : ALTERATIONS TO BE MADE ON DESIGN FILE ONLY

CAD - A3