

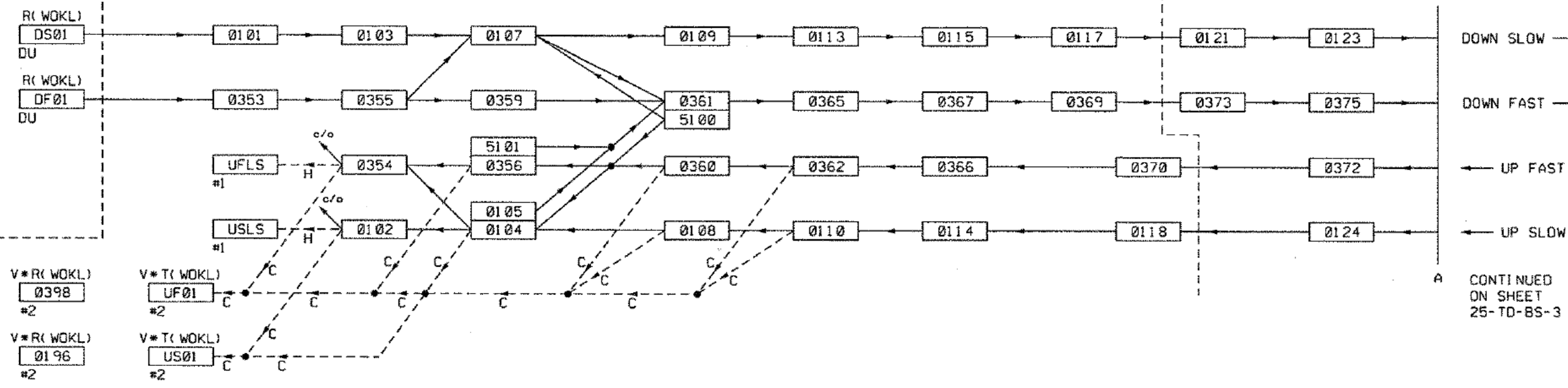
CONTINUED
ON SHEET
25-TD-BS-1

WOKING ASC
SSI INTERLOCKING

FARNBOROUGH

SSI 01 ← SSI 02

FLEET



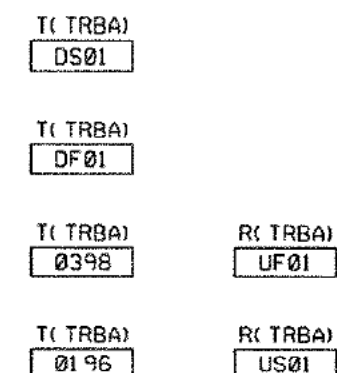
DOWN SLOW →

DOWN FAST →

← UP FAST

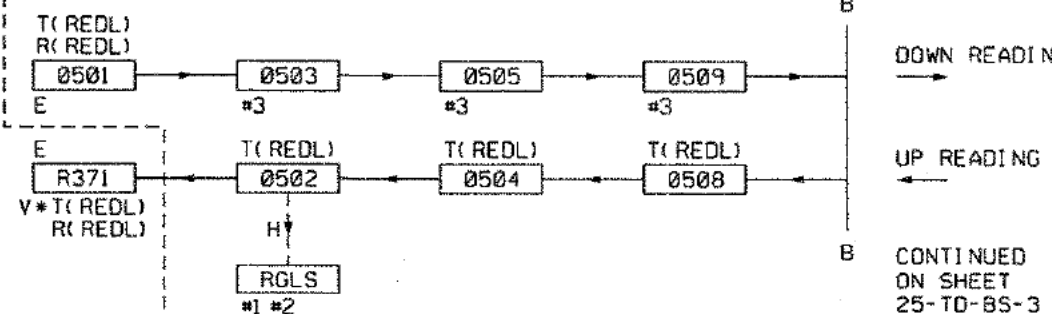

← UP SLOW

CONTINUED
ON SHEET
25-TD-BS-3



PART OF WOKING TD (WOKL)

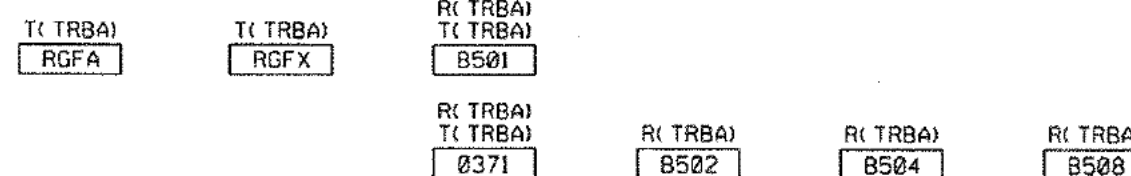
READING PSB
RELAY INTERLOCKING



DOWN READING →

← UP READING

CONTINUED
ON SHEET
25-TD-BS-3



PART OF READING TD (REDL)

NOTES:
UNLESS SPECIFIED OTHERWISE, ALL BASINGSTOKE TD
BERTHS ARE ADDITIONALLY TRANSMITTED TO SMART & CSR.

#1 DENOTES NOT TRANSMITTED TO SMART

#2 DENOTES NOT TRANSMITTED TO CSR

#3 DENOTES BERTH TRANSMITTED TO REDL FOR CIS
INFORMATION PURPOSES

V* DENOTES BERTH DISPLAYED ON VDU MAP ONLY

TESTER NAME		SIGNATURE	DATE	ACTIVITY	COMPLETE	DATE	Source Record Updated			Network Records Group		Network Rail	
1				Prep. Inspection			Version	Prod.	Check	BASINGSTOKE S. C. C. TRAIN DESCRIBER BLOCK SCHEMATIC READING AND WOKING FRINGE		Drawing No	25-TD-BS-2
2				Prep. W.C. and Cont								Last Full	
3				Prep. S. & F./C.F.T.								Correlation	
4				Cable core Loc. End								Version	
5				Cable core Equ. End								Current	
Complete tester details in your own check marking colour. Sign off for completed activities.				Changover Comp						Issued		Version	AC1

CAD GENERATED : ALTERATIONS TO BE MADE ON DESIGN FILE ONLY

CAD - 43