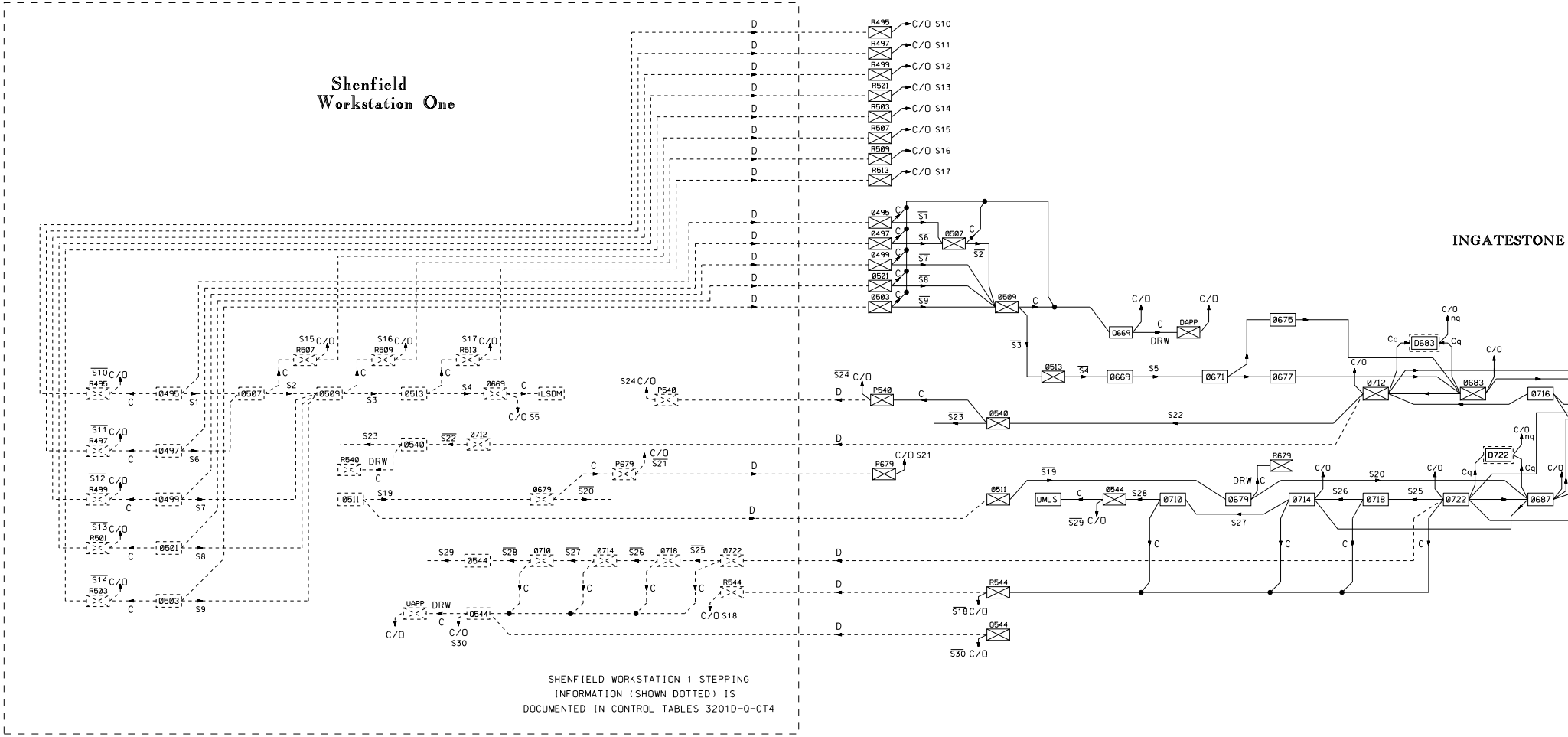
Shenfield
Workstation One
INGATESTONE
R495 C/O S10
R497 C/O S11
R499 C/O S12
R501 C/O S13
R503 C/O S14
R507 C/O S15
R509 C/O S16
R513 C/O S17
0495
0497
0499
0501
0503
0507
0509
0513
0669
0671
0675
0677
0683
D683
0712
0716
0540
P540
S24 C/O
0511
0544
UMLS
0710
0679
R679
P679 C/O S21
0714
0718
0722
D722
0687
R544
S18 C/O
S30 C/O
S29 C/O
UAPP
DAPP
LSDM
DRW
C/O
D
C
Cq
S1
S2
S3
S4
S5
S6
S7
S8
S9
S19
S20
S22
S23
S25
S26
S27
S28

SHENFIELD WORKSTATION 1 STEPPING
INFORMATION (SHOWN DOTTED) IS
DOCUMENTED IN CONTROL TABLES 3201D-O-CT4

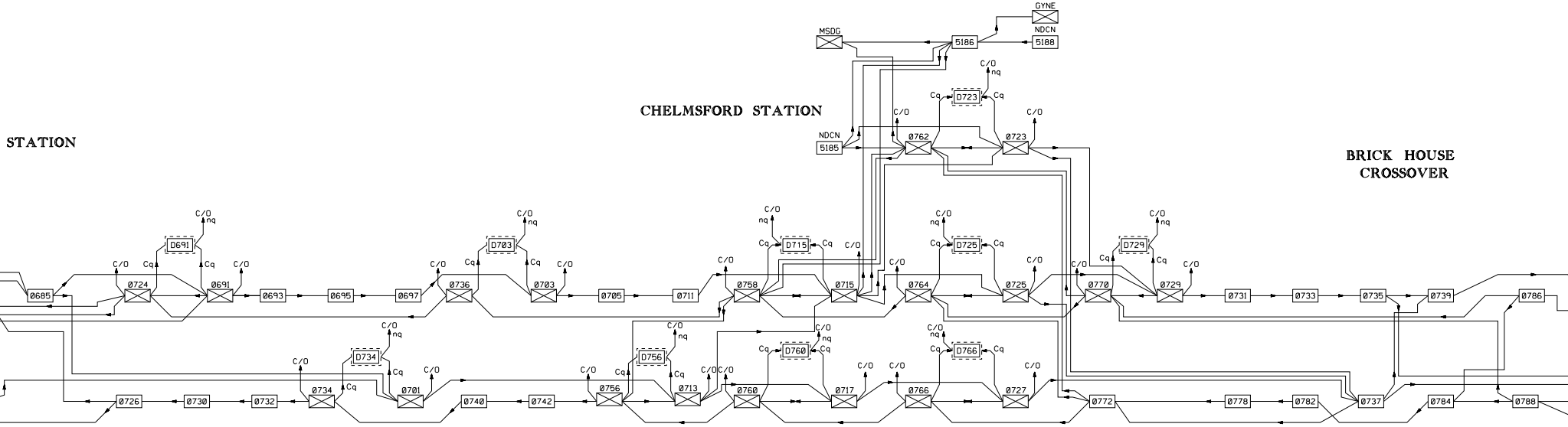
STATION
CHELMSFORD STATION
BRICK HOUSE
CROSSOVER
MSDG
5186
GYNE
NDCN
5188
NDCN
5185
0762
0723
D723
0685
0724
D691
0691
0693
0695
0697
0736
D703
0703
0705
0711
0758
D715
0715
0764
D725
0725
0770
D729
0729
0731
0733
0735
0739
0786
0726
0730
0732
0734
D734
0701
0740
0742
0756
D756
0713
0760
D760
0717
0766
D766
0727
0772
0778
0782
0737
0784
0788
C/O
nq
Cq

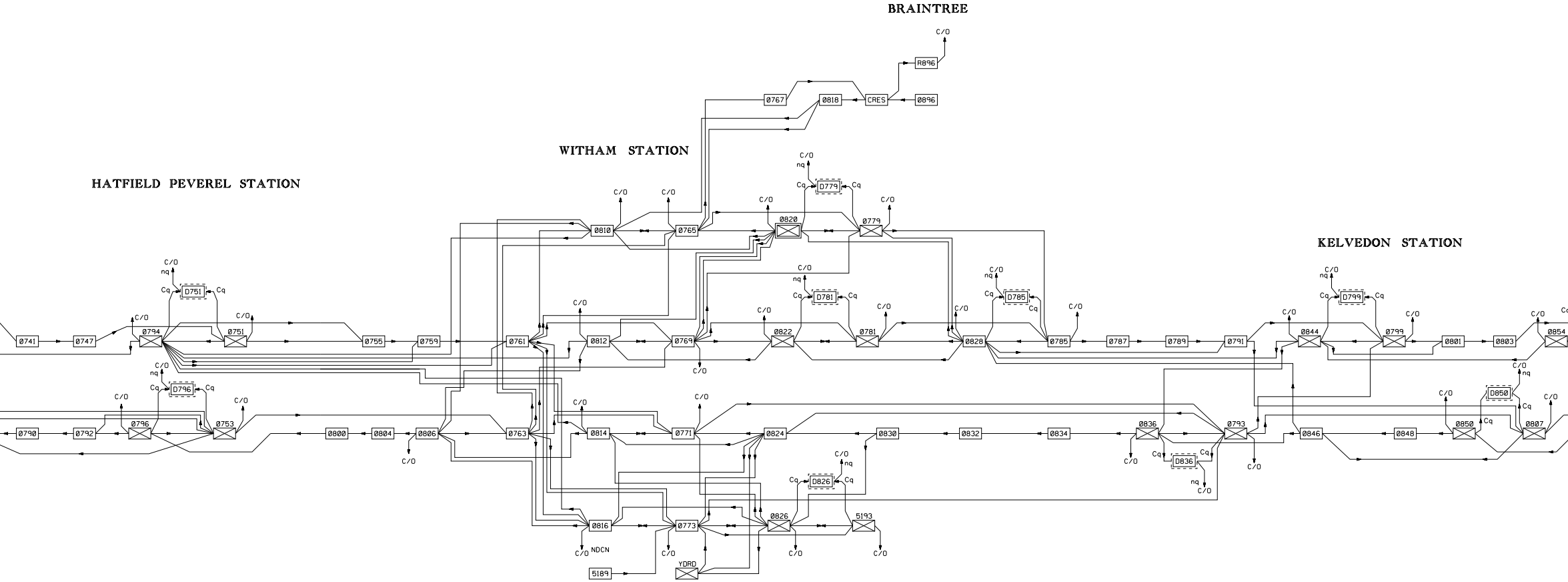
BRAINTREE
WITHAM STATION
HATFIELD PEVEREL STATION
KELVEDON STATION
C/O
R896
0767
0818
CRES
0896
nq
Cq
D779
0810
0765
0820
0779
D751
0794
0751
0755
0759
0761
0812
0769
0822
D781
0781
0828
D785
0785
0787
0789
0791
0844
D799
0799
0801
0803
0854
0741
0747
D796
0790
0792
0796
0753
0800
0804
0806
0763
0814
0771
0824
0830
0832
0834
0836
0793
0846
0848
0850
D850
0807
D836
D826
0816
0773
0826
5193
NDCN
5189
YDRD

D		TRANSMIT DESCRIPTION
C		COPY STEP
Cq		QUIET COPY STEP
nq		QUIET NORMAL STEP
S(n)		TRANSMITTED STEP (with reference)
$\overline{S(n)}$		RECEIVED STEP (with reference)
NB	☐	NORMAL BERTH
BB	☒	BLIND BERTH
ANB	⬚	ADJACENT NORMAL BERTH
ABB	⬚	ADJACENT BLIND BERTH
BIC	☒	INCOMING BERTH IDENTITY CONVERSION (IN ECS)
ABC	⬚	ADJACENT INCOMING BERTH IDENTITY CONVERSION (IN ECS)
CDB	⬚	COMMON DISPLAY BERTH

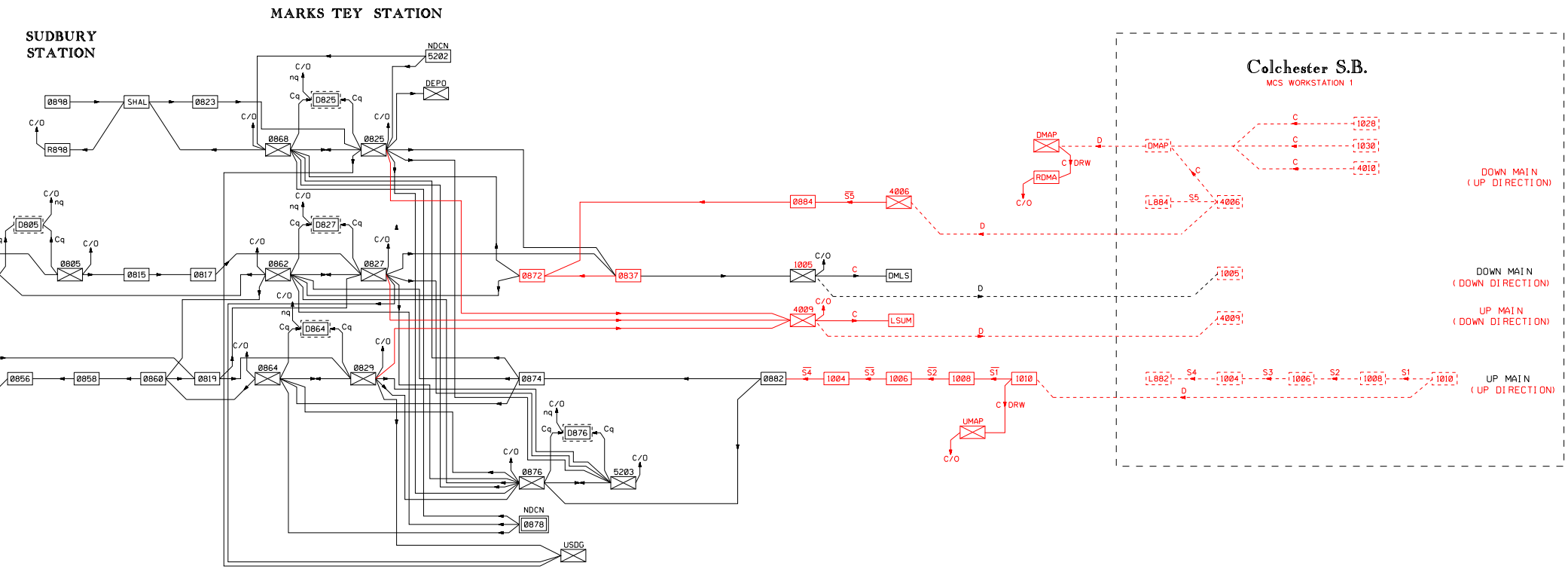

MARKS TEY STATION
SUDBURY STATION
NDCN
5202
DEPO
0898
SHAL
0823
R898
0868
0825
D825
C/O
nq
Cq
D805
0805
0815
0817
D827
0862
0827
D864
0864
0829
0872
0837
0884
S5
4006
1005
C/O
C
DMLS
4009
LSUM
D
0856
0858
0860
0819
0874
0882
S4
1004
S3
1006
S2
1008
S1
1010
C DRW
UMAP
D876
0876
5203
NDCN
0878
USDG
DMAP
RDMA
Colchester S.B.
MCS WORKSTATION 1
1028
1030
4010
L884
DOWN MAIN (UP DIRECTION)
DOWN MAIN (DOWN DIRECTION)
UP MAIN (DOWN DIRECTION)
L882
UP MAIN (UP DIRECTION)

TESTER NAME		SIGNATURE	DATE
1			
2			
3			
4			
5			

Complete tester details in your own check marking colour. Sign off for completed activities.

ACTIVITY	COMPLETE	DATE
Prep. Inspection		
Prep. W.C. and Cont		
Prep. S. & F./C.F.T.		
Cable core Loc. End		
Cable core Equ. End		
Changover Comp		

Source Document Updated		
Version	Prod.	Check
ADU1	[redacted]	[redacted]
AD2	[redacted]	[redacted]
AE1	[redacted]	[redacted]
AE2	[redacted]	[redacted]
AE3	[redacted]	[redacted]
AE5	[redacted]	[redacted]
ACW1	[redacted]	[redacted]
ACW2	[redacted]	[redacted]

Produced
Checked
Issued

Network Records Group

LIVERPOOL STREET SC
SHENFIELD IECC
WORKSTATION 2
BLOCK SCHEMATIC

Network Rail
Drawing No A02-LIV 3201D-Q-BS5
Last Full Correlation
Date Version
Current Version ADU1

CAD GENERATED : ALTERATIONS TO BE MADE ON DESIGN FILE ONLY

plborder.dgn CAD